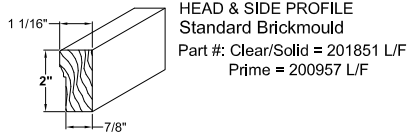
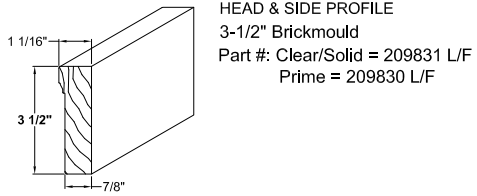


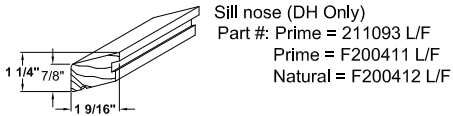
L/F = Lineal Foot F/J = Finger Joints



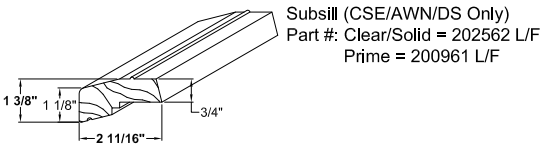
**HEAD & SIDE PROFILE**  
Standard Brickmould  
Part #: Clear/Solid = 201851 L/F  
Prime = 200957 L/F



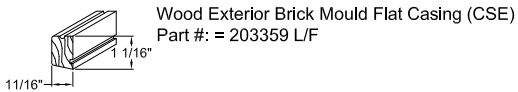
**HEAD & SIDE PROFILE**  
3-1/2" Brickmould  
Part #: Clear/Solid = 209831 L/F  
Prime = 209830 L/F



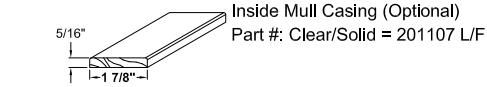
**Sill nose (DH Only)**  
Part #: Prime = 211093 L/F  
Prime = F200411 L/F  
Natural = F200412 L/F



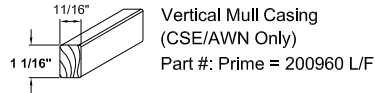
**Subsill (CSE/AWN/DS Only)**  
Part #: Clear/Solid = 202562 L/F  
Prime = 200961 L/F



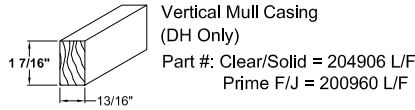
**Wood Exterior Brick Mould Flat Casing (CSE)**  
Part #: = 203359 L/F



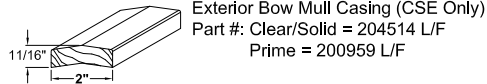
**Inside Mull Casing (Optional)**  
Part #: Clear/Solid = 201107 L/F



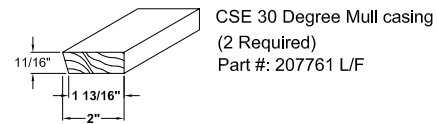
**Vertical Mull Casing (CSE/AWN Only)**  
Part #: Prime = 200960 L/F



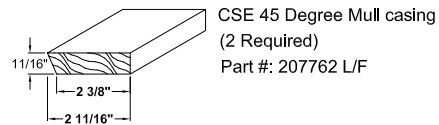
**Vertical Mull Casing (DH Only)**  
Part #: Clear/Solid = 204906 L/F  
Prime F/J = 200960 L/F



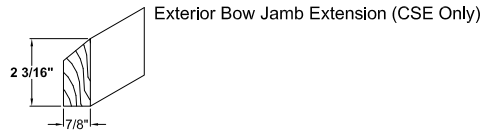
**Exterior Bow Mull Casing (CSE Only)**  
Part #: Clear/Solid = 204514 L/F  
Prime = 200959 L/F



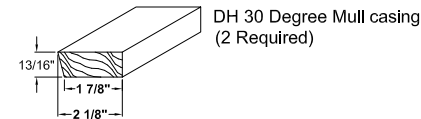
**CSE 30 Degree Mull casing (2 Required)**  
Part #: 207761 L/F



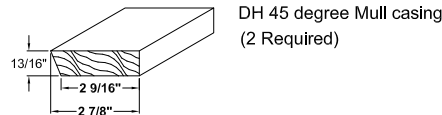
**CSE 45 Degree Mull casing (2 Required)**  
Part #: 207762 L/F



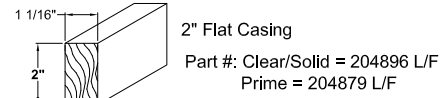
**Exterior Bow Jamb Extension (CSE Only)**



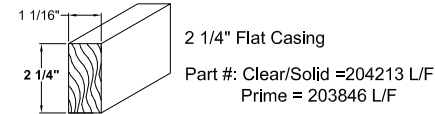
**DH 30 Degree Mull casing (2 Required)**



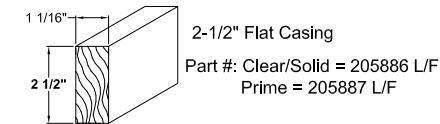
**DH 45 degree Mull casing (2 Required)**



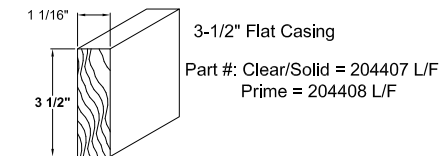
**2" Flat Casing**  
Part #: Clear/Solid = 204896 L/F  
Prime = 204879 L/F



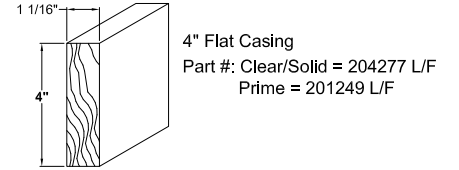
**2 1/4" Flat Casing**  
Part #: Clear/Solid = 204213 L/F  
Prime = 203846 L/F



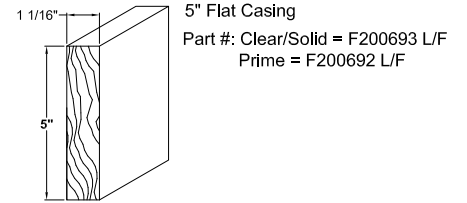
**2-1/2" Flat Casing**  
Part #: Clear/Solid = 205886 L/F  
Prime = 205887 L/F



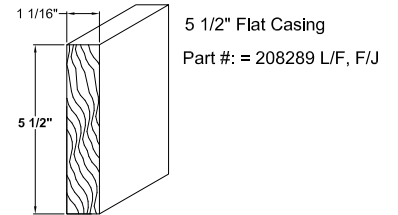
**3-1/2" Flat Casing**  
Part #: Clear/Solid = 204407 L/F  
Prime = 204408 L/F



**4" Flat Casing**  
Part #: Clear/Solid = 204277 L/F  
Prime = 201249 L/F



**5" Flat Casing**  
Part #: Clear/Solid = F200693 L/F  
Prime = F200692 L/F



**5 1/2" Flat Casing**  
Part #: = 208289 L/F, F/J